



ARCHITECT
RESIN

ARCHITECT RESIN

ARCHITECT RESIN: THE PLAIN SIMPLICITY OF CONCRETE ENCOUNTERS ARTISTIC CREATIVITY,
WITH BROAD STROKES AND EXPANSES OF COLOUR.
THE COLLECTION DRAWS ITS INSPIRATION FROM CONTEMPORARY ARCHITECTURE.

THE KEY MATERIAL IS RESIN, INTERPRETED IN 8 COLOURS DIVIDED INTO TWO GROUPS:
WARM, 4 SHADES WHICH CAN BE COMBINED TOGETHER TO CREATE WELCOMING DESIGN SCHEMES;
COLD, 4 COOLER TONES FOR USE, TOGETHER IF WISHED, TO CONVEY SOPHISTICATION AND MODERNITY.

A COLLECTION MADE EVEN RICHER BY MODULAR SIZES, WITH HONED AND NATURAL SURFACES, AS WELL
AS A VAST SELECTION OF MOSAICS, TO MAKE EVERY LOCATION UNIQUE.

ARCHITECT RESIN : LA SOBRIÉTÉ DU CIMENT DÉCOUVRE LA CRÉATIVITÉ DU GESTE AVEC DES GRANDES
APPLICATIONS À LA SPATULE ET AVEC DES IMMENSES ÉTENDUES DE COULEUR.
L'ARCHITECTURE CONTEMPORAINE EST LA MUSE DE LA COLLECTION.

EN VEDETTE, LA RÉSINE DÉCLINÉE EN HUIT COULEURS RÉPARTIES EN DEUX GROUPES :
WARM, 4 COULEURS CHAUDES ASSORTIES POUR DES SOLUTIONS ESTHÉTIQUES TRÈS ACCUEILLANTES ;
COLD, 4 COULEURS FROIDES COORDONNÉES POUR UN EFFET DE SOPHISTICATION ET MODERNITÉ.

LA COLLECTION PROPOSE DES FORMATS MODULAIRES, DES FINITIONS RODÉES ET MATES, AINSI QU'UN
LARGE CHOIX DE MOSAÏQUES POUR CRÉER DES COMPOSITIONS UNIQUES.

ARCHITECT RESIN: MINIMALISTISCHER BETON TRIFFT AUF KREATIVE FARBGESTALTUNG.
SCHWUNGVOLLE SPACHTEL- UND PINSELTEXTUREN ÜBERRASCHEN MIT BESONDEREN OPTIKEN.
EINE VON DER MODERNEN ARCHITEKTUR INSPIRIERTE KOLLEKTION.

IM MITTELPUNKT DER KOLLEKTION STEHT DAS KUNSTHARZ. IHRE ACHT FARBEN TEILEN SICH IN ZWEI GRUPPEN.
WARM: VIER WARME, MITEINANDER KOMBINIERBARE FARBEN FÜR WOHNLICHE RAUMKONZEPTE.
COLD: VIER KALTE FARBEN, DEREN ZUSAMMENSTELLUNG EINE ERLESEN, MODERNE AUSSTRAHLUNG BESITZT.

DIE KOLLEKTION BIETET MODULARE FORMATE MIT GELÄPPTEN UND NATÜRLICHEN OBERFLÄCHEN
SOWIE EINE GROSSE AUSWAHL AN MOSAIKEN FÜR INDIVIDUELLE GESTALTUNGSLÖSUNGEN.

ARCHITECT RESIN: LA SOBRIEDAD DEL CEMENTO SE ALÍA CON LA CREATIVIDAD DEL GESTO,
CON AMPLIOS TRAZOS DE ESPÁTULA Y SUPERFICIES DE COLOR. LA REMISIÓN A LA ARQUITECTURA
CONTEMPORÁNEA ES LA FUENTE DE INSPIRACIÓN DE LA COLECCIÓN.

LA VERDADERA PROTAGONISTA ES LA RESINA, PRESENTADA EN OCHO COLORES DIVIDIDOS EN DOS GRUPOS:
WARM, CUATRO COLORES CÁLDIDOS COMBINABLES ENTRE SÍ PARA PODER PROYECTAR
SOLUCIONES DE LO MÁS ACOGEDORAS.

COLD, CUATRO TONALIDADES FRÍAS CON LAS QUE JUGAR PARA TRANSMITIR UN AIRE SOFISTICADO Y MODERNO.


UNA COLECCIÓN ENRIQUECIDA CON FORMATOS MODULARES, CON SUPERFICIES ESMERILADAS Y NATURALES,
Y CON UN AMPLIO ABANICO DE MOSAICOS, CONFIERE UN CARÁCTER ÚNICO A CADA UNO DE LOS ÁMBITOS.

ARCHITECT RESIN: СТРОГОСТЬ ЦЕМЕНТА ПЕРЕСЕКАЕТСЯ С ТВОРЧЕСТВОМ, С БОЛЬШИМИ МАЗКАМИ ШПАТЕЛЯ И
ЦВЕТОВЫМ ФОНОМ. ЗОВ СОВРЕМЕННОЙ АРХИТЕКТУРЫ - ЭТО ИСТОЧНИК ВДОХНОВЕНИЯ КОЛЛЕКЦИИ.

ГЛАВНЫМ ДЕЙСТВУЮЩИМ ЛИЦОМ ЯВЛЯЕТСЯ СМОЛА 8 ЦВЕТОВ, ПОДРАЗДЕЛЕННЫХ НА ДВЕ ГРУППЫ:
WARM - 4 ТЕПЛЫХ, СОЧЕТАЮЩИХСЯ ДРУГ С ДРУГОМ ЦВЕТА ДЛЯ ПОЛУЧЕНИЯ УЮТНЫХ РЕШЕНИЙ ОФОРМЛЕНИЯ;
COLD - 4 ХОЛОДНЫХ ТОНА, СОВМЕСТНОЕ ПРИМЕНЕНИЕ КОТОРЫХ СОЗДАЕТ ИЗЫСКАННУЮ И СОВРЕМЕННУЮ АТМОСФЕРУ.

ЭТА КОЛЛЕКЦИЯ, ДОПОЛНЕННАЯ МОДУЛЬНЫМИ ФОРМАТАМИ С ПРИТЕРТОЙ И НАТУРАЛЬНОЙ ПОВЕРХНОСТЬЮ, А ТАКЖЕ
БОЛЬШИМ АССОРТИМЕНТОМ МОЗАИКИ, ДЕЛАЕТ ЛЮБОЙ ИНТЕРЬЕР УНИКАЛЬНЫМ.

WARM



COPENHAGEN IVORY
NEW YORK SAND
HONG KONG TAUPE
MIAMI BROWN

COLD

TOKYO WHITE
BERLIN GREY
LONDON SMOKE
BRUXELLES BLACK

MATCHING COLORS

ARCHITECT RESIN: L'ESSENZIALITÀ DEL CEMENTO
INCONTRA LA CREATIVITÀ DEL GESTO,
CON AMPIE SPATOLATE E CAMPITURE DI COLORE.
IL RICHIAMO ALL'ARCHITETTURA CONTEMPORANEA
È LA FONTE ISPIRATIVA DELLA COLLEZIONE.

PROTAGONISTA È LA RESINA SVILUPPATA IN 8 COLORI DIVISI IN DUE GRUPPI:
WARM, 4 COLORI CALDI COMBINABILI TRA DI LORO PER CONSENTIRE
SOLUZIONI PROGETTUALI ACCOGLIENTI
COLD, 4 TONALITÀ FREDDI CHE SI POSSONO ACCOSTARE PER TRASMETTERE
RICERCATEZZA E MODERNITÀ.

UNA COLLEZIONE ARRICCHITA DA FORMATI MODULARI,
CON SUPERFICI LAPPATE E NATURALI, OLTRE A UNA VASTA SCELTA
DI MOSAICI, RENDE UNICO OGNI AMBIENTE.



WARM



**COPENHAGEN
IVORY**

**NEW YORK
SAND**

**HONG KONG
TAUPE**

**MIAMI
BROWN**



COLD

**TOKYO
WHITE**

**BERLIN
GREY**

**LONDON
SMOKE**

**BRUXELLES
BLACK**

COPENAGHEN IVORY

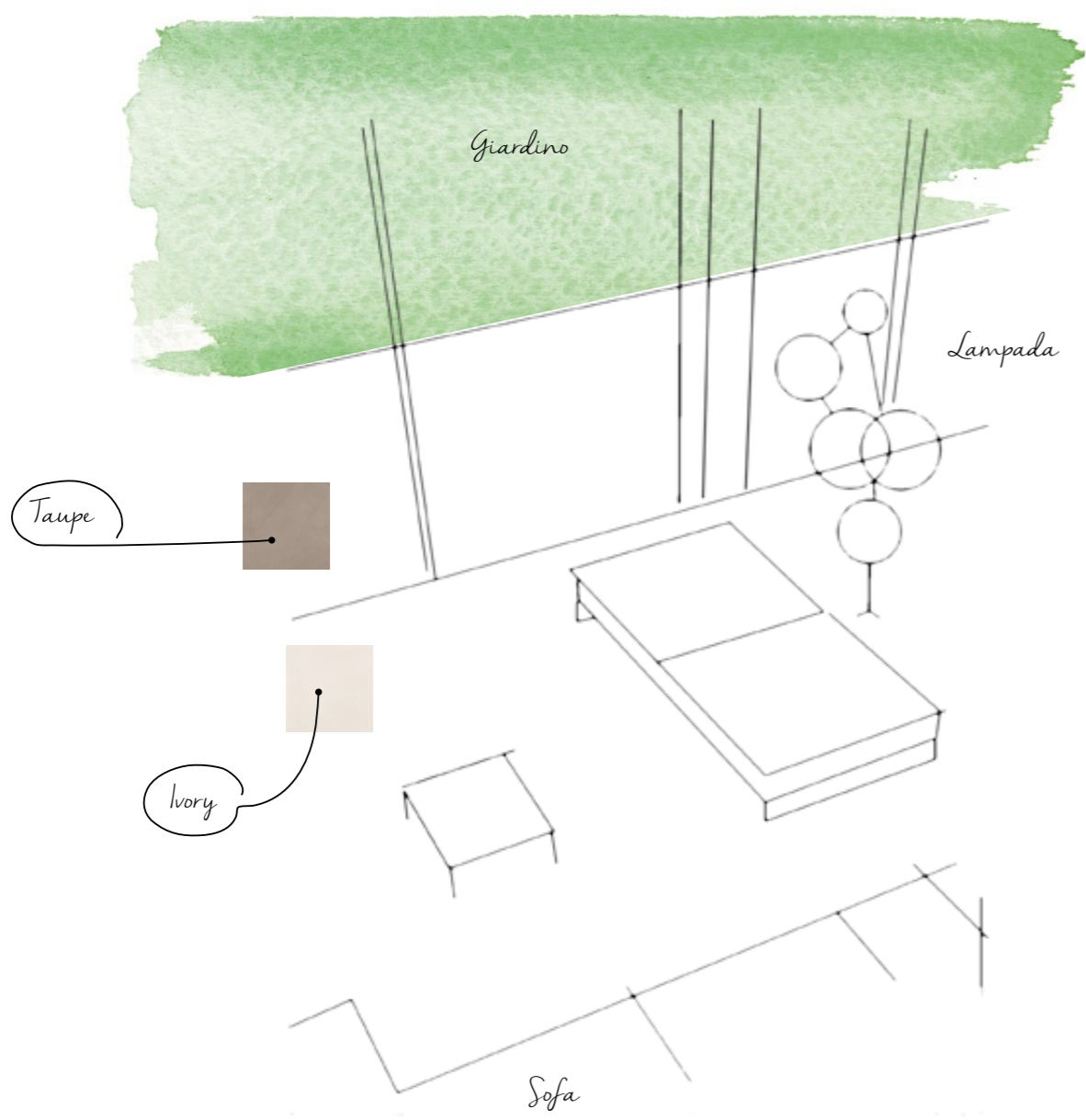






COPENHAGEN IVORY / NAT. RETT. / 60x60 - 23⁵/₈"x23⁵/₈"
6 HONG KONG TAUPE / NAT. RETT. / 60x60 - 23⁵/₈"x23⁵/₈"


MOSAICO 3x3
IVORY - SAND - TAUPE /LAPP. RETT. /30x30 - 11³/₁₆"x11³/₁₆"


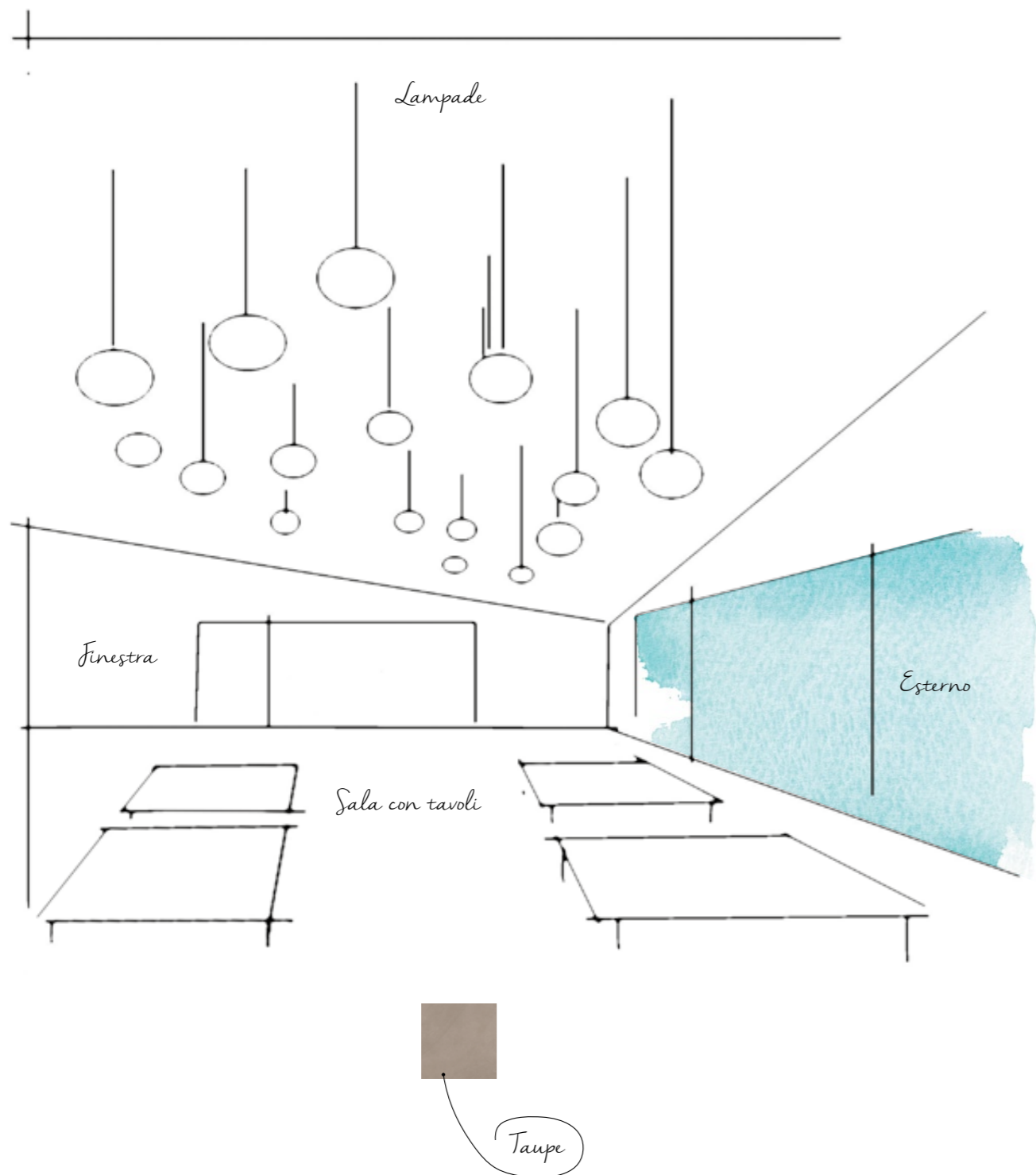







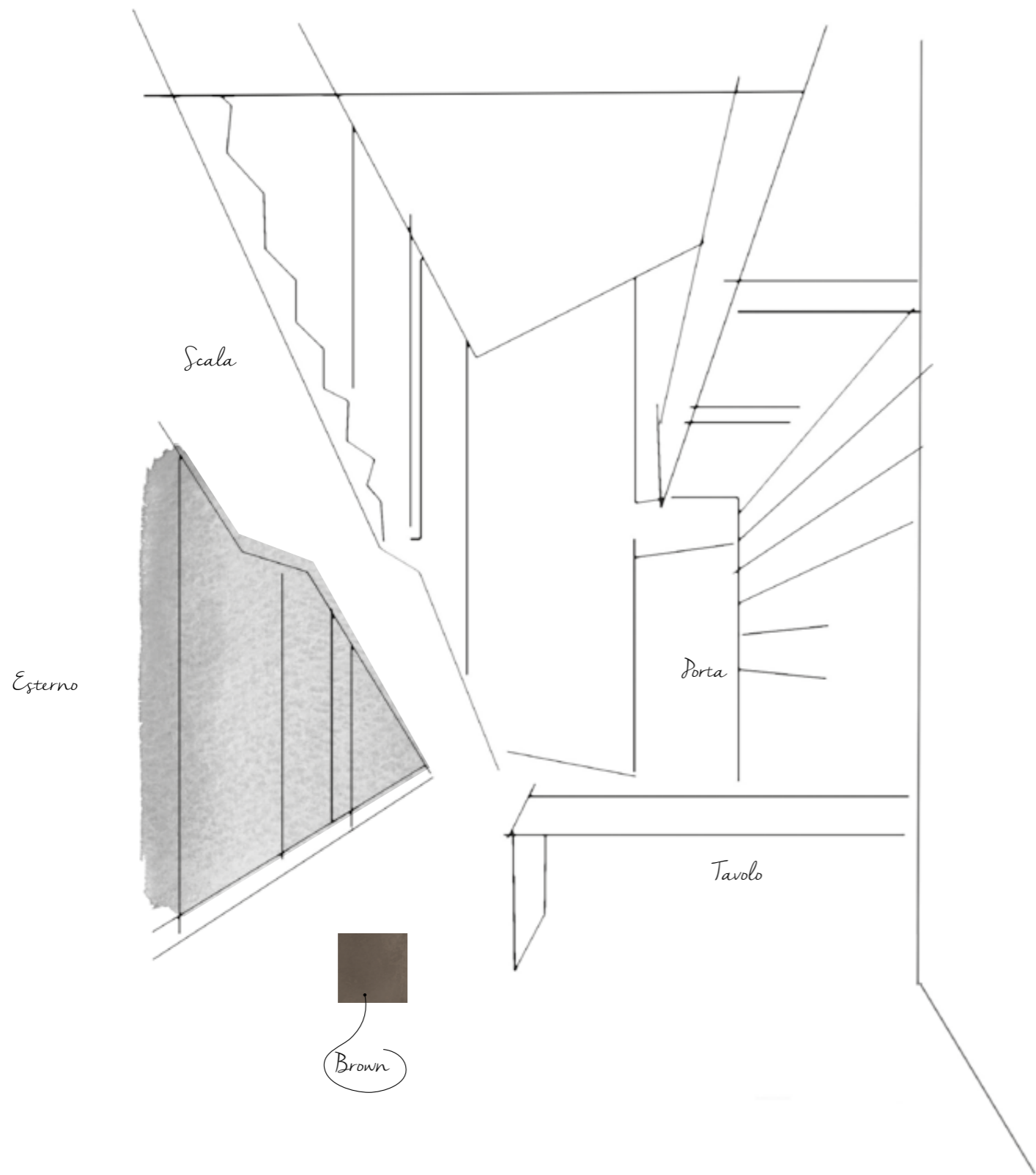






MIAMI BROWN







MIAMI BROWN / NAT. RETT. / 30x60 - 11¹³/₁₆"x23⁵/₈"
26 MIAMI BROWN / NAT. RETT. / 60x60 - 23⁵/₈"x23⁵/₈"

DESIGN MINI
IVORY - SAND - TAUPE - BROWN / NAT RETT. / 22,6x17 - 8⁷/₈"x6¹¹/₁₆"



TOKYO WHITE






An aerial photograph of a vast, flat desert landscape, likely a salt flat or a similar mineral-rich terrain. The ground is covered in various shades of grey and white, with subtle textures and patterns. A semi-transparent grid of white lines is overlaid on the image, creating a geometric pattern of squares and rectangles. The text 'BERLIN GREY' is printed in a clean, white, sans-serif font in the upper right quadrant of the image.

BERLIN
GREY





LONDON SMOKE





BRUXELLES BLACK





BRUXELLES BLACK / NAT. RETT. / 80x80 - 31¹/₂"x31¹/₂"
50 BERLIN GREY / NAT. RETT. / 40x80 - 15³/₄"x31¹/₂"



ARCHITECT RESIN

COLORI E FORMATI

Colours and Sizes | Couleurs et Formats | Farben und Formate | Colores y Tamaños | Цвета и Форматы

Copenhagen Ivory



New York Sand



Hong Kong Taupe



Miami Brown



Si consiglia la posa con fuga 2 mm. - Laying with a 2 mm-joint is recommended. - Pose recommandée avec joints de 2 mm.
Es wird eine Fugenbreite von 2 mm empfohlen. - Se recomienda la colocación con juntas de 2 mm. - Рекомендуется укладка с швом 2 мм.

ARCHITECT RESIN

COLORI E FORMATI

Colours and Sizes | Couleurs et Formats | Farben und Formate | Colores y Tamaños | Цвета и Форматы

9,5 mm.



Naturale Rett.
80x80 - 31^{1/2}"x31^{1/2}"
E2ER Copenhagen Ivory ● T25
E24C New York Sand ● T25

Lappato Rett.
80x80 - 31^{1/2}"x31^{1/2}"
E2EQ Copenhagen Ivory ● T39
E24A New York Sand ● T39



Naturale Rett.
40x80 - 15^{3/4}"x31^{1/2}"
E2FL Copenhagen Ivory ● T23
E2FN New York Sand ● T23



Naturale Rett.
60x60 - 23^{5/8}"x23^{5/8}"
E2E4 Copenhagen Ivory ● T17
E245 New York Sand ● T17
E2EA Hong Kong Taupe ● T17
E2E8 Miami Brown ● T17

Lappato Rett.
60x60 - 23^{5/8}"x23^{5/8}"
E2E3 Copenhagen Ivory ● T26
E244 New York Sand ● T26
E2E9 Hong Kong Taupe ● T26
E2E7 Miami Brown ● T26



Naturale Rett.
30x60 - 11^{13/16}"x23^{5/8}"
E2EF Copenhagen Ivory ● T14
E29X New York Sand ● T14
E2EM Hong Kong Taupe ● T14
E2EK Miami Brown ● T14



Naturale Rett.
*30x30 - 11^{13/16}"x11^{13/16}"
E2F3 Copenhagen Ivory ● T17
E2F5 New York Sand ● T17
E2FC Hong Kong Taupe ● T17
E2F9 Miami Brown ● T17

* Solo su richiesta
On demand only
Fabriqué uniquement sur demande
Nur auf Anfrage
Sólo bajo pedido
только по запросу

Verificare l'abbinamento dei toni tra i formati differenti. - Check the colour matching between different sizes.
Vérifier l'assortiment des tonalités entre les différents formats. - Die Kombination der Farbtöne unter den verschiedenen Formaten prüfen.
Comprobar la combinación de los tonos entre los distintos formatos. - Проверьте сочетание тонов у разных форматов.

ARCHITECT RESIN

COLORI E FORMATI

Colours and Sizes | Couleurs et Formats | Farben und Formate | Colores y Tamaños | Цвета и Форматы

Tokyo White



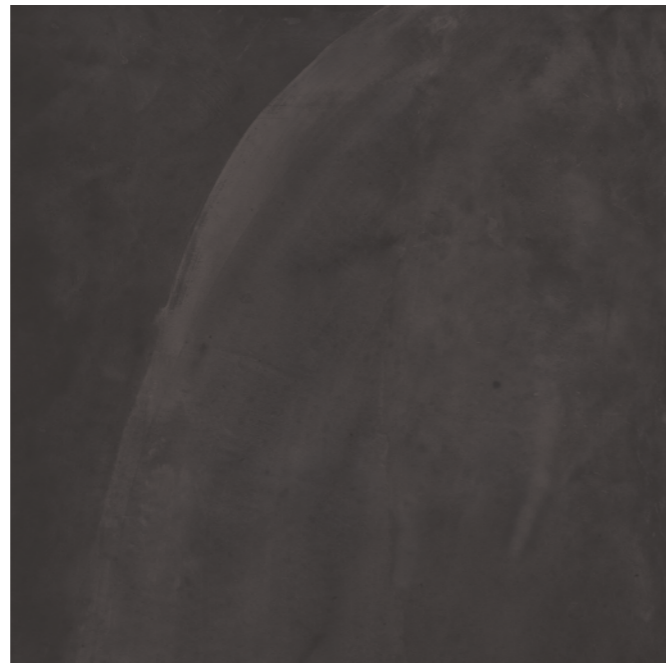
Berlin Grey



London Smoke



Bruxelles Black



Si consiglia la posa con fuga 2 mm. - Laying with a 2 mm-joint is recommended. - Pose recommandée avec joints de 2 mm. - Es wird eine Fugenbreite von 2 mm empfohlen. - Se recomienda la colocación con juntas de 2 mm. - Рекомендуется укладка с швом 2 мм.

ARCHITECT RESIN

COLORI E FORMATI


Colours and Sizes | Couleurs et Formats | Farben und Formate | Colores y Tamaños | Цвета и Форматы

9,5 mm.



Naturale Rett.
80x80 - 31^{1/2}"x31^{1/2}"
E249 Tokyo White ● T25
E24E Berlin Grey ● T25
E2ET London Smoke ● T25
E2EZ Bruxelles Black ● T25

Lappato Rett.
80x80 - 31^{1/2}"x31^{1/2}"
E248 Tokyo White ● T39
E24D Berlin Grey ● T39
E2ES London Smoke ● T39
E2EY Bruxelles Black ● T39



Naturale Rett.
40x80 - 15^{3/4}"x31^{1/2}"
E2FJ Tokyo White ● T23
E2FW Berlin Grey ● T23
E2FQ London Smoke ● T23
E2FY Bruxelles Black ● T23



Naturale Rett.
60x60 - 23^{5/8}"x23^{5/8}"
E243 Tokyo White ● T17
E247 Berlin Grey ● T17
E2E6 London Smoke ● T17
E2ED Bruxelles Black ● T17

Lappato Rett.
60x60 - 23^{5/8}"x23^{5/8}"
E242 Tokyo White ● T26
E246 Berlin Grey ● T26
E2E5 London Smoke ● T26
E2EC Bruxelles Black ● T26



Naturale Rett.
30x60 - 11^{13/16}"x23^{5/8}"
E29V Tokyo White ● T14
E29Z Berlin Grey ● T14
E2EH London Smoke ● T14
E2EP Bruxelles Black ● T14



Naturale Rett.
*30x30 - 11^{13/16}"x11^{13/16}"
E2F1 Tokyo White ● T17
E2FE Berlin Grey ● T17
E2F7 London Smoke ● T17
E2FG Bruxelles Black ● T17

* Solo su richiesta
On demand only
Fabriqué uniquement sur demande
Nur auf Anfrage
Sólo bajo pedido
только по запросу

Verificare l'abbinamento dei toni tra i formati differenti. - Check the colour matching between different sizes. - Vérifier l'assortiment des tonalités entre les différents formats. - Die Kombination der Farbtöne unter den verschiedenen Formaten prüfen. - Comprobar la combinación de los tonos entre los distintos formatos. - Проверьте сочетание тонов у разных форматов.


ARCHITECT RESIN

DECORI

Decors | Decors | Dekore | Decorados | Декоры


MOSAICO 3X3*

Tessera - Chip 2,8x2,8 - 1¹/₈"x1¹/₈"




30x30 - 11¹³/₁₆"x11¹³/₁₆"

E2G1 Copenhagen Ivory Lapp. ● A96




30x30 - 11¹³/₁₆"x11¹³/₁₆"

E260 New York Sand Lapp. ● A96




30x30 - 11¹³/₁₆"x11¹³/₁₆"

E2G4 Hong Kong Taupe Lapp. ● A96



30x30 - 11¹³/₁₆"x11¹³/₁₆"

E2G3 Miami Brown Lapp. ● A96




30x30 - 11¹³/₁₆"x11¹³/₁₆"

E25Z Tokyo White Lapp. ● A96




30x30 - 11¹³/₁₆"x11¹³/₁₆"

E261 Berlin Grey Lapp. ● A96



30x30 - 11¹³/₁₆"x11¹³/₁₆"

E2G2 London Smoke Lapp. ● A96




30x30 - 11¹³/₁₆"x11¹³/₁₆"

E2G5 Bruxelles Black Lapp. ● A96

MOSAICO 10X10*

Tessera - Chip 9,7x9,7 - 3¹³/₁₆"x3¹³/₁₆"



30x30 - 11¹³/₁₆"x11¹³/₁₆"

E2G7 Copenhagen Ivory Nat. ● A78


E2G6 Copenhagen Ivory Lapp. ● A82



30x30 - 11¹³/₁₆"x11¹³/₁₆"

E269 New York Sand Nat. ● A78

E268 New York Sand Lapp. ● A82



30x30 - 11¹³/₁₆"x11¹³/₁₆"

E2GE Hong Kong Taupe Nat. ● A78


E2GD Hong Kong Taupe Lapp. ● A82



30x30 - 11¹³/₁₆"x11¹³/₁₆"

E2GC Miami Brown Nat. ● A78


E2GA Miami Brown Lapp. ● A82



30x30 - 11¹³/₁₆"x11¹³/₁₆"

E267 Tokyo White Nat. ● A78


E266 Tokyo White Lapp. ● A82



30x30 - 11¹³/₁₆"x11¹³/₁₆"

E26C Berlin Grey Nat. ● A78


E26A Berlin Grey Lapp. ● A82



30x30 - 11¹³/₁₆"x11¹³/₁₆"

E2G9 London Smoke Nat. ● A78

E2G8 London Smoke Lapp. ● A82



30x30 - 11¹³/₁₆"x11¹³/₁₆"

E2GG Bruxelles Black Nat. ● A78

E2GF Bruxelles Black Lapp. ● A82


* Su rete in fibra - On fibre mesh backing - Sur filet en fibre de verre - Auf Glasfasernetz - Sobre malla de fibra - На волоконной сетке

ARCHITECT RESIN

DECORI


Decors | Decors | Dekore | Decorados | Декоры

LISTELLI SFALSATI*



30x60 - 11¹³/₁₆"x23⁵/₈"

E2GJ Copenhagen Ivory Nat. ● A80



30x60 - 11¹³/₁₆"x23⁵/₈"

E26L New York Sand Nat. ● A80




30x60 - 11¹³/₁₆"x23⁵/₈"

E2GQ Hong Kong Taupe Nat. ● A80



30x60 - 11¹³/₁₆"x23⁵/₈"

E2GN Miami Brown Nat. ● A80




30x60 - 11¹³/₁₆"x23⁵/₈"

E26J Tokyo White Nat. ● A80




30x60 - 11¹³/₁₆"x23⁵/₈"

E26N Berlin Grey Nat. ● A80



30x60 - 11¹³/₁₆"x23⁵/₈"

E2GL London Smoke Nat. ● A80



30x60 - 11¹³/₁₆"x23⁵/₈"

E2GS Bruxelles Black Nat. ● A80

* Su rete in fibra - On fibre mesh backing - Sur filet en fibre de verre - Auf Glasfasernetz - Sobre malla de fibra - На волоконной сетке

ARCHITECT RESIN

DECORI

Decors | Decors | Dekore | Decorados | Декоры

DESIGN MINI*^o



22,6x17 - 8^{7/8}"x6^{11/16}"
E2GT Copenhagen Ivory Nat.
 Pcs. Box 4 ● **A39**



22,6x17 - 8^{7/8}"x6^{11/16}"
E27L New York Sand Nat.
 Pcs. Box 4 ● **A39**



22,6x17 - 8^{7/8}"x6^{11/16}"
E2GW Hong Kong Taupe Nat.
 Pcs. Box 4 ● **A39**



22,6x17 - 8^{7/8}"x6^{11/16}"
E2GV Miami Brown Nat.
 Pcs. Box 4 ● **A39**



22,6x17 - 8^{7/8}"x6^{11/16}"
E27K Tokyo White Nat.
 Pcs. Box 4 ● **A39**



22,6x17 - 8^{7/8}"x6^{11/16}"
E27M Berlin Grey Nat.
 Pcs. Box 4 ● **A39**



22,6x17 - 8^{7/8}"x6^{11/16}"
E2GU London Smoke Nat.
 Pcs. Box 4 ● **A39**



22,6x17 - 8^{7/8}"x6^{11/16}"
E2GX Bruxelles Black Nat.
 Pcs. Box 4 ● **A39**







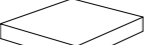
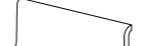


^o Solo su richiesta **Design Mini** ordine minimo 500 pezzi.
 On request **Design Mini** minimum order 500 pieces.
 Sur demande uniquement **Design Mini** commande minimale 500 pièces.
 Nur auf Anfrage **Design Mini** Mindestbestellmenge 500 Stücke.
 Solo bajo pedido; **Design Mini** pedido mínimo 500 piezas.
 Только по заказу, **Design Mini** минимальный заказ - 500 штук.

* Su rete in fibra - On fibre mesh backing - Sur filet en fibre de verre - Auf Glasfasernetz - Sobre malla de fibra - На волоконной сетке

ARCHITECT RESIN

PEZZI SPECIALI

Trims | Pieces Speciales | Formteile | Piezas Especiales | Специальные Изделия







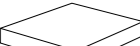
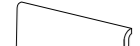


	Dimensione Size	 Copenhagen Ivory	 New York Sand	 Hong Kong Taupe	 Miami Brown	Fascia di prezzo Price band
	Nat. Rett. 7x60 - 2 ^{3/4} "x23 ^{5/8} " Pcs. Box 15 - LM x Box 9,00	E2H9	E29M	E2HD	E2HC	● A11
	Nat. Rett. 7x80 - 2 ^{3/4} "x31 ^{1/2} " Pcs. Box 8 - LM x Box 6,40	E2H3	E2A8	-	-	● A16
	Nat. Rett. 33x60x3,2x3,2 12 ^{15/16} "x23 ^{5/8} "x1 ^{1/4} "x1 ^{1/4} " Pcs. Box 4 - LM x Box 2,40	E8R4	E8H9	E8R9	E8R7	● A68
	Lapp. Rett. 33x60x3,2x3,2 12 ^{15/16} "x23 ^{5/8} "x1 ^{1/4} "x1 ^{1/4} " Pcs. Box 4 - LM x Box 2,40	E8R3	E8H8	E8R8	E8R6	● A70
	Nat. Rett. 33x33x3,2x3,2 12 ^{15/16} "x12 ^{15/16} "x1 ^{1/4} "x1 ^{1/4} " Pcs. Box 2 - LM x Box 0,66	E8RE	E8HU	E8RL	E8RJ	● A72
	Lapp. Rett. 33x33x3,2x3,2 12 ^{15/16} "x12 ^{15/16} "x1 ^{1/4} "x1 ^{1/4} " Pcs. Box 2 - LM x Box 0,66	E8RD	E8HT	E8RK	E8RH	● A74
	Nat. 16x30 - 6 ^{5/16} "x11 ^{13/16} " Pcs. Box 30	E8S7	E8S8	E8SA	E8S9	● A22
	Nat. 2,5x16 - 1 ^{5/16} "x6 ^{5/16} " Pcs. Box 10	E8S1	E8S2	E8S4	E8S3	● A16
	Nat. 2,5x16 - 1 ^{5/16} "x6 ^{5/16} " Pcs. Box 10	E8RW	E8RX	E8RZ	E8RY	● A16

* Ordine minimo 500 pezzi - Minimum order: 500 pieces - Commande minimale 500 pièces
 Mindestbestellmenge 500 Stücke - Pedido mínimo 500 piezas - Минимальный заказ - 500 штук

ARCHITECT RESIN

PEZZI SPECIALI

Trims | Pieces Speciales | Formteile | Piezas Especiales | Специальные Изделия

	Dimensione Size					Fascia di prezzo Price band
	Nat. Rett. 7x60 - 2 ^{3/4} "x23 ^{5/8} " Pcs. Box 15 - LM x Box 9,00	E29L	E29N	E2HA	E2HE	● A11
	Nat. Rett. 7x80 - 2 ^{3/4} "x31 ^{1/2} " Pcs. Box 8 - LM x Box 6,40	E2A7	E2A9	E2H4	E2H7	● A16
	Nat. Rett. 33x60x3,2x3,2 12 ^{15/16} "x23 ^{5/8} "x1 ^{1/4} "x1 ^{1/4} " Pcs. Box 4 - LM x Box 2,40	E8H7	E8HA	E2H8	E8RC	● A68
	Lapp. Rett. 33x60x3,2x3,2 12 ^{15/16} "x23 ^{5/8} "x1 ^{1/4} "x1 ^{1/4} " Pcs. Box 4 - LM x Box 2,40	E29R	E29S	E8R5	E8RA	● A70
	Nat. Rett. 33x33x3,2x3,2 12 ^{15/16} "x12 ^{15/16} "x1 ^{1/4} "x1 ^{1/4} " Pcs. Box 2 - LM x Box 0,66	E8HS	E8HW	E8RG	E8RN	● A72
	Lapp. Rett. 33x33x3,2x3,2 12 ^{15/16} "x12 ^{15/16} "x1 ^{1/4} "x1 ^{1/4} " Pcs. Box 2 - LM x Box 0,66	E8HR	E8HV	E8RF	E8RM	● A74
	Nat. 16x30 - 6 ^{5/16} "x11 ^{13/16} " Pcs. Box 30	E8S6	E2HT	E2HS	E2HU	● A22
	Nat. 2,5x16 - 15 ^{1/16} "x6 ^{5/16} " Pcs. Box 10	E8S0	E2HQ	E2HP	E2HR	● A16
	Nat. 2,5x16 - 15 ^{1/16} "x6 ^{5/16} " Pcs. Box 10	E8RV	E2HM	E2HL	E2HN	● A16

* Ordine minimo 500 pezzi - Minimum order: 500 pieces - Commande minimale 500 pièces
Mindestbestellmenge 500 Stücke - Pedido mínimo 500 piezas - Минимальный заказ - 500 штук

IMBALLI E PESI

Packing and Weight | Emballages et Poids | Verpackung und Gewicht | Embalajes y Pesos | Упаковка и Вес

Formato Size Format Format Тamaño Формат cm	Spessore Thickness Epaisseur Stärke Espesor Толщина mm	Pz. x Mq. Pieces x Sqm Pcs / M ² Stk. x Qm Pzs x Mc. Шт x Кв.М.	Pz. x Scat. Pieces x Box Pcs / Bte Stk. x Krt. Pzs x Caja Шт x Кор.	Mq. x Scat. Sqm x Box M ² / Bte Qm x Krt. Mc. x Caja Кв.М. x Кор.	Peso x Scat. Weight x Box Poids / Bte Gewicht x Krt. Peso x Caja Вес x Кор. Kg	Scat. x Pal. Boxes x Pal. Bte / Pal. Krt. x Pal. Cajas x Pal. Кор. x Подд.	Mq. x Pal. Sqm x Pal. M ² / Pal. Qm x Pal. Mc. x Pal. Кв.М x Подд.	Peso x Pal. Weight x Pal. Poids / Pal. Gewicht x Pal. Peso x Pal. Вес x Подд. Kg
80x80 Naturale - Lappato	9,5	1,56	2	1,280	28,16	42	53,76	1183
40x80 Naturale	9,5	3,13	3	0,960	21,12	28	26,88	591
60x60 Naturale - Lappato	9,5	2,78	3	1,080	23,76	40	43,20	950
30x60 Naturale	9,5	5,56	6	1,080	23,76	48	51,84	1140
30x30 Naturale	9,5	11,11	12	1,080	23,76	40	43,20	950
30x60 Listelli Sfalsati Naturale	9,5	5,56	4	0,720	15,80	30	21,60	474
30x30 Mosaici Naturale - Lappato	9,5	11,11	5	0,450	8,73	60	27,00	524

ARCHITECT RESIN

Dry - Pressed Ceramic Tiles ISO 13006 Annex G - UNI EN 14411 Annex G - Bla UGL



CARATTERISTICHE TECNICHE








Technical Features - Caracteristiques Techniques - Technische Eigenschaften
Technische Eigenschaften - Caracteristicas Tecnicas - Технические Характеристики

NORMA

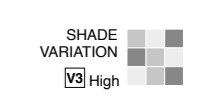

Standard - Norme
Norm - Norma - Норма

VALORI

Value - Valeur
Vorgabe - Valor - Средние

	ASSORBIMENTO D'ACQUA (VALORE MEDIO IN %) Water absorption (Average value expressed in %) - Absorption d'eau (Valeur moyenne en %) Wasseraufnahme (Durchschnittswert in %) - Absorción de agua (Valor medio en %) Поглощение воды	UNI EN ISO 10545/3 ≤ 0,5 %	CONFORME
	RESISTENZA ALLA FLESSIONE Modulus of rupture - Resistance à la flexion - Biegefestigkeit Resistencia a la flexion - Прочность на изгиб	UNI EN ISO 10545/4	≥ 50 N/mm ²
	FORZA DI ROTTURA Breaking strength - Résistance à la rupture - Bruchlast Resistencia a la rotura - Разрывное усилие	UNI EN ISO 10545/4 ASTM C648	≥ 2000 N 400 Lbs
	RESISTENZA AL GELO Frost resistance - Résistance au gel - Frostbeständigkeit Resistencia a las heladas - Морозостойкость	UNI EN ISO 10545/12 ASTM C1026	CONFORME UNAFFECTED
	RESISTENZA CHIMICA AD ALTE E BASSE CONCENTRAZIONI DI ACIDI E BASI Chemical resistance to high and low acid and basic concentrations Résistance chimique aux hautes et basses concentrations d'acides et de bases Chemikalienfestigkeit bei hohen und niedrigen Konzentrationen von Säuren und Basen Resistencia química con concentraciones altas y bajas de ácidos y bases Химическая стойкость к высоким и низким концентрациям кислот и щелочей	UNI EN ISO 10545/13 ASTM C-650	A - LA - HA UNAFFECTED
	RESISTENZA ALLE MACCHIE Stain resistance - Résistance aux taches - Fleckenbeständigkeit Resistencia a las manchas - Стойкость к образованию пятен	UNI EN ISO 10545/14 CTI 81-7D	5 NO EVIDENT VARIATION
	COEFFICIENTE DI ATTRITO Slip resistance - Coefficient de glissement - Rutschfestigkeit Barfußbereich Coeficiente de atrito medio - Коэффициент трения		NATURALE LAPPATO
		DIN EN 16165 Annex B	R10 -
		DIN EN 16165 Annex A	B (A+B) -
		ANSI A326.3:2017 DCOF	Wet ≥ 0,50 -
		B.C.R.A. D.M. N. 236 14/6/89	≥ 0,40 -
		AS 4586-2013 Anexo A	P2 -
		BS 7976-2: 2002 BSEN13036-4:2011 Pendulum testers	< 36 Moderate Slip Potential -
		UNE 41901:2017 EX DB SUA (actual)	2 -

Per maggiori chiarimenti sui dati tecnici e sulla garanzia consultare il catalogo generale in vigore. - For further information on technical specifications, please consult our up-dated general catalogue. - Pour toutes informations supplémentaires sur les données techniques et sur les garanties, veuillez consulter le catalogue general en vigueur. - Für weitere Informationen über technische Daten und Garantie beziehen sie sich bitte auf den aktuellen Gesamtkatalog. - Para ultteriores informaciones sobre los datos tecnicos y la garantia, vease el catalogo general en vigor. - Более подробную информацию о технических данных и гарантии смотрите в действующем сводном катал.



* La lista completa e aggiornata dei prodotti certificati è visionabile sul sito www.cstb.fr. Per qualsiasi ulteriore informazione contattare Emileramica Group. - The full, up-to-date list of certified products can be viewed at www.cstb.fr. Please contact the Emileramica Group for any further information. - La liste complète et à jour des produits certifiés peut être consultée sur le site www.cstb.fr. Pour tout renseignement complémentaire, veuillez contacter Emileramica Group. - Die komplette und aktualisierte Liste der zertifizierten Produkte ist im Internet auf www.cstb.fr einsehbar. Für ausführliche Informationen kontaktieren Sie bitte die Emileramica Group. - La lista completa y actualizada de los productos certificados se puede consultar accediendo al sitio web www.cstb.fr. Para más información pueden ponerse en contacto con Emileramica Group.





Ergon is a brand of Emilceramica S.r.l. a socio unico	Sede Commerciale/Amministrativa
emilgroup.it/ergon emilgroup.it	Via Ghiarola Nuova, 29 - 41042 Fiorano Modenese (Mo) Italy T +39 0536 835111 - info@emilceramicagroup.it