



B L E N D

ABK

EMOZIONI IN SUPERFICIE

B L E N D

LA CONTAMINAZIONE CHE FA STILE
THE STYLISTIC POWER OF CONTRASTS

ABK
EMOZIONI IN SUPERFICIE

BLEND

L'EFFETTO INDUSTRIALE DEL CEMENTO
INCONTRA LE TEXTURE POLICROME
DEI TERRAZZI VENEZIANI,
IN UN MIX COMPOSITIVO
DECISAMENTE CONTEMPORANEO.

THE INDUSTRIAL LOOK OF CONCRETE
MEETS THE MULTICOLOURED TEXTURES
OF TERRAZZO IN A DECIDEDLY
CONTEMPORARY COMPOSITIONAL MIX.



CONCRETE MOON



CONCRETE ASH




CONCRETE GREY



CONCRETE IRON




DOTS TAUPE



DOTS GREY



DOTS MULTIWHITE



DOTS MULTIBLACK



B L E N D

MATCHING MATERIALS.

Attraverso le molteplici ispirazioni offerte dalla gamma ABK, è possibile personalizzare ogni ambiente donandogli una sensazione materica sempre differente.

Cemento, legno, metallo, pattern decorativi e tinte unite si combinano sapientemente tra loro, dando vita a sorprendenti contaminazioni stilistiche per architetture estremamente contemporanee.

The many inspirations behind the ABK range can be used to customise any space and create constantly changing material effects.

Concrete, wood, metal, decorative pattern and solid colors are skilfully combined to create a surprising crossover style ideal for highly contemporary architectural solutions.



BLEND + PLAY



BLEND + INTERNO 9



BLEND + ECO CHIC



BLEND + CHROME

CONTENT.

CONCRETE GREY
P 6

DOTS MULTIWHITE
P 34

CONCRETE ASH
P 14

DOTS MULTIBLACK
P 38


CONCRETE IRON
P 22

DOTS GREY
P 42

CONCRETE MOON
P 28

DOTS TAUPE
P 46

CONCRETE GREY.



FLOOR
Blend Grey 60x120 rett, Blend Concrete Grey Combo 60x120 rett





WALL
Play Drops Multiblack 20x20
FLOOR
Blend Concrete Grey 60x120 rett, Blend Concrete Grey Combo 60x120 rett

FLOOR
Blend Concrete Grey 60x120 rett, Blend Concrete Grey Combo 60x120 rett



WALL
Blend Concrete Grey 120x280, Blend Combo Grey 60x120
Chrome White Soft 120x280


FLOOR
Blend Concrete Grey 60x60

bath design - WASHBASIN AND VANITY TOP
Chrome White Soft 120x280



OUTDOOR FLOOR
OUT.20 Blend Concrete Grey 20 MM 60x120, Blend Concrete Grey Elemento L

CONCRETE ASH.



WALL
Blend Concrete Ash 120x280 rett





WALL
Blend Concrete Ash 120x280 rett, Play Concrete Design B 20x20

FLOOR
Blend Concrete Ash 60x120 rett



WALL
Wide&Style Rainbow Lampone 120x280

FLOOR
Blend Concrete Ash 60x60, Play Concrete Retro Mix 20x20



FLOOR
Blend Concrete Ash 60x60, Play Concrete Retro Mix 20x20



OUTDOOR FLOOR
OUT.20 Blend Concrete Ash 60x120 20 MM

CONCRETE IRON.



FLOOR
Blend Concrete Iron 120x120

ABKSTONE - TABLE AND FIREPLACE
Interno 9 Rust 163,5x323






WALL
Wide&Style Rainbow Salvia 120x280

FLOOR
Blend Concrete Iron 120x120

ABKSTONE - TABLE AND FIREPLACE
Interno 9 Rust 163,5x323



WALL
Blend Iron 60x120, Play Drops Multiwhite 20x20

SHOWER
Wide&Style Rainbow Bosco 120x280

FLOOR
Eco-chic Naturale 20x120



WALL
Blend Concrete Iron 120x280
Blend Concrete Ash 120x280
Wide&Style Woods 120x280

FLOOR
Blend Concrete Iron Grip 60x60



WALL
Blend Concrete Iron 60x120
Blend Dots Taupe 60x120

FLOOR
Blend Concrete Iron 60x60

CONCRETE MOON.



FLOOR
Blend Concrete Moon 90x90





FLOOR
Blend Concrete Moon 90x90




FLOOR
Blend Concrete Moon 90x90



WALL
Blend Concrete Moon 60x120, Blend Dots Multiwhite 60x120,
Atlantis List Senape 5x60

FLOOR
Blend Concrete Moon 60x120

DOTS MULTIWHITE.



FLOOR
Blend Dots Multiwhite 90x90 lapp





FLOOR
Blend Dots Multiwhite 90x90 lapp



WALL
Blend Dots Multiwhite 60x120

FLOOR
Blend Dots Multiwhite 60x60

bath design - PEDESTAL MOUNTED WASHBASIN
Blend Concrete grey 120x280



WALL
Blend Dots Multiwhite 60x120
Blend Dots Multiblack 60x120

FLOOR
Blend Dots Multiwhite 60x120

DOTS MULTIBLACK.



WALL

Blend Dots Multiblack 60x120, Wide&Style Rainbow Senape 120x280

FLOOR

Blend Concrete Iron 60x120

ABKSTONE - WASHBASIN

Interno 9 Rust 163,5x323





FLOOR
Blend Dots Multiblack 90x90 rett

ABKSTONE - TABLE AND BAR CABINET
White Lux 163,5x323




DOTS GREY.



WALL
Blend Dots Grey 60x120, Blend Concrete Ash 60x120,
Matita Alluminio Bronzo 0,5x120

FLOOR
Eco Chic Avana 20x120





FLOOR
Blend Dots Grey 60x120 rett.

DOTS TAUPE.



FLOOR
Blend Dots Taupe 90x90 rett





WALL
Sensi Gems Taj Mahal 160x320 soft

FLOOR
Blend Dots Taupe 90x90 rett.



WALL
Sensi Gems Taj Mahal 160x320 soft

FLOOR
Blend Dots Taupe 90x90 rett.











WALL
Blend Dots Taupe 60x120 rett,
Lab 325 Base Pearl 60x120

FLOOR
Eco Chic Avana 20x120

B L E N D

CONTENT

									
	▼ ▲	CONCRETE GREY	CONCRETE ASH	CONCRETE IRON	CONCRETE MOON	DOTS MULTIWHITE	DOTS MULTIBLACK	DOTS GREY	DOTS TAUPE
120x280 48"x112" rett.	6	•	•	•	•				
120x120 48"x48" rett.	9	•	•	•	•				
60x120 24"x48" rett.	9	•	•	•	•	•	•	•	•
90x90 36"x36" rett.	9	•	•	•	•	•	•	•	•
90x90 36"x36" lapp	9					•	•	•	•
60x60 24"x24" rett.	9	•	•	•	•	•	•	•	•
30x60 12"x24" rett.	9	•	•	•	•	•	•	•	•
60x60 24"x24" grip R11	9	•	•	•	•				
60x120 24"x48" rett. R11	20	•	•						
90x90 36"x36" rett. R11	20	•	•		•				


Nei formati a spessore 9 mm BLEND presenta l'innovativa superficie P.TECH, che migliora le performance antiscivolo dei pavimenti mantenendo una finitura estremamente piacevole al tatto.

For sizes with a 9 mm thickness, BLEND is presenting the innovative P.TECH surface which improves non-slip performance of floors while maintaining a finish with an extremely pleasant touch.

BLEND

CONCRETE GREY

6 mm		
* 120x280	nat rett.	0008644
9 mm		
120x120	nat rett.	0005794
60x120	nat rett.	0005798
90x90	nat rett.	0005806
60x60	nat rett.	0005816
30x60	nat rett.	0008259



CONCRETE ASH

6 mm		
* 120x280	nat rett.	0008053
9 mm		
120x120	nat rett.	0005793
60x120	nat rett.	0005797
90x90	nat rett.	0005805
60x60	nat rett.	0005815
30x60	nat rett.	0008258



CONCRETE IRON

6 mm		
* 120x280	nat rett.	0008645
9 mm		
120x120	nat rett.	0005795
60x120	nat rett.	0005799
90x90	nat rett.	0005807
60x60	nat rett.	0005817
30x60	nat rett.	0008260



CONCRETE MOON

6 mm		
* 120x280	nat rett.	0008052
9 mm		
120x120	nat rett.	0005792
60x120	nat rett.	0005796
90x90	nat rett.	0005804
60x60	nat rett.	0005814
30x60	nat rett.	0008257



* Fino ad esaurimento scorte l'art verrà consegnato nel formato 120x278 o 120x270 spessore 6 mm. The item will be delivered 6 mm thick in 120x278 or 120x270 size until stocks are exhausted.

BLEND

DOTS MULTIWHITE

9 mm


60x120	nat rett.	0006703
90x90	nat rett.	0005828
90x90	lapp. rett.	0005832
60x60	nat rett.	0006711
30x60	nat rett.	0008025



DOTS MULTIBLACK

9 mm


60x120	nat rett.	0006704
90x90	nat rett.	0005829
90x90	lapp. rett.	0005833
60x60	nat rett.	0006712
30x60	nat rett.	0008026



DOTS GREY

9 mm


60x120	nat rett.	0006702
90x90	nat rett.	0005827
90x90	lapp. rett.	0005831
60x60	nat rett.	0006710
30x60	nat rett.	0008024



DOTS TAUPE

9 mm

60x120	nat rett.	0006701
90x90	nat rett.	0005826
90x90	lapp. rett.	0005830
60x60	nat rett.	0006709
30x60	nat rett.	0008023



BLEND

CONCRETE GREY COMBO

9 mm

120x120 nat rett. **0006691**

60x120 nat rett. **0006692**

Articolo composto da pattern grafici diversi e miscelati in modo casuale in fase di inscatolamento. Non si garantisce pertanto la presenza costante di tutti i soggetti all'interno delle confezioni.
This article comes in several different versions that are mixed randomly at the time of packaging. There is therefore no guarantee that all patterns will be present in any individual box.



DECORI DA RIVESTIMENTO WALL DECORS

9 mm

5x60 4
0006775 LIST. AVIO rett.
Lucido / Glossy

5x60 4
0006776 LIST. PHARD rett.
Lucido / Glossy

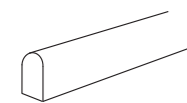
5x60 4
0006777 LIST. SENAPE rett.
Lucido / Glossy



wall
BLEND CONCRETE IRON 60x120,
BLEND DOTS MULTIBLACK 60x120,
Matita Alluminio Verde 0,5x120

MATITE ALLUMINIO - ALUMINIUM STRIPS

Articoli realizzati in alluminio anodizzato per l'uso a parete, adatti a raccordare piastrelle di diverso spessore (9/7/6 mm).
Anodized Aluminium strips for use between wall tiles of different thicknesses (9/7/6 mm).



MATITA ALLUMINIO 0,5x120 4
Parte superiore arrotondata / Rounded top.

MATITA ALLUMINIO
0000086

Parte superiore arrotondata e colorata con resine acriliche.
Rounded top colored with acrylic resins.

MATITA ALLUM. ORO
0008535

MATITA ALLUM. RAME SCURO
0008534

MATITA ALLUM. WHITE
0000087

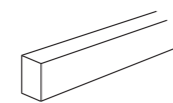
MATITA ALLUM. TERRACOTTA
0008530

MATITA ALLUM. BLU
0008532

MATITA ALLUM. VERDE
0008531

MATITA ALLUM. ARDESIA
0008533

MATITA ALLUM. BLACK
0000088




MATITA ALLUMINIO 0,5x120 4
Parte superiore piatta colorata in bagno galvanico / Flat top colored in galvanic bath.

MATITA ALLUM. BRONZO
0000557

MATITA ALLUM. RAME
0000556

MATCHING WITH SOLID COLOURS



120x280
0008044 CHROME WHITE SOFT rett.
0008639 CHROME WHITE LUX rett.



120x280
0008638 CHROME BLACK SOFT rett.

PEZZI SPECIALI / SPECIAL TRIMS 9 mm

	CONCRETE GREY	CONCRETE ASH	CONCRETE IRON	CONCRETE MOON	DOTS MULTIWHITE	DOTS MULTIBLACK	DOTS GREY	DOTS TAUPE
BATTISCOPA lapp rett. 5,5x90 8	-	-	-	-	0006994	0006995	0006993	0006992
BATTISCOPA nat rett. 5,5x60 10	0006966	0006965	0006967	0006964	0006970	0006971	0006969	0006968
BATTISCOPA nat rett. 5,5x120 6	0006946	0006945	0006947	0006944	0006974	0006975	0006973	0006972
GRADONE TOP nat rett. 32x120x4,5x2 1	0006950	0006949	0006951	0006948	0006978	0006979	0006977	0006976
ANGOLARE SX nat rett. 32x120x4,5x2 1	0006954	0006953	0006955	0006952	0006982	0006983	0006981	0006980
ANGOLARE DX nat rett. 32x120x4,5x2 1	0006958	0006957	0006959	0006956	0006986	0006987	0006985	0006984

BLEND


OUTDOOR R11 9 mm




60x60 ☞ 3
CONCRETE MOON GRIP rett.
0006695



60x60 ☞ 3
CONCRETE ASH GRIP rett.
0005820



60x60 ☞ 3
CONCRETE IRON GRIP rett.
0006696



60x60 ☞ 3
CONCRETE GREY GRIP rett.
0005821


OUT.20 R11 20 mm




60x120 ☞ 1
CONCRETE ASH 20 nat. rett.
0007024




60x120 ☞ 1
CONCRETE GREY 20 nat. rett.
0007025



90x90 ☞ 1
CONCRETE ASH 20 nat. rett.
0006018



90x90 ☞ 1
CONCRETE GREY 20 nat. rett.
0006019



90x90 ☞ 1
CONCRETE MOON 20 nat. rett.
0008947

IMBALLI PACKAGING

F.to nominale Nominal size	Finitura Finish	Spessore Thickness	F.to reale (mm) Work size (mm)	Imballo Packing	Pz/Scat. Pcs/Box	Mq/Scat. Sqm/Box	Kg/Scat. Kg/Box	Scat./Imb. Box/Packing	Pz Totali Pcs Total	Mq totali Sqm total	Kg Imb. Kg Packing	Kg Totali Kg Total
120x280 48"x112"	rett.	6	1194x2800	Cassa Crate	-	-	-	-	20	67,20	95	1.103
				Cavalletto Rack pallet	-	-	-	-	36	121,00	120	1.935
				Cavalletto container Container Rack pallet	-	-	-	-	36	121,00	140	1.955
120x120 48"x48"	rett.	9	1194x1194	Pallet con sponde Pallet with sides	2	2,88	56,16	18	36	51,84	40	1.051
60x120 24"x48"	rett.	9	596x1194	pallet	2	1,44	28,00	30	60	43,20	20	860
90x90 36"x36"	rett.	9	895x895	pallet	2	1,62	34,50	20	40	32,40	20	710
60x60 24"x24"	rett.	9	596x596	pallet	3	1,08	21,20	40	120	43,20	20	868
30x60 12"x24"	rett.	9	297x596	pallet	6	1,08	21,20	40	240	43,20	20	868
60x120 24"x48"	rett.	20	596x1195	pallet	1	0,72	32,65	30	30	21,60	20	1.000
90x90 36"x36"	rett.	20	896x896	pallet	1	0,81	36,60	30	30	24,30	20	1.118

PEZZI SPECIALI SPECIAL TRIMS

	BULLNOSE	ELEMENTO L	ELEMENTO L GRIP	GRIGLIA	ANG. GRIGLIA SX	ANG. GRIGLIA DX
20 mm	90x90 Rett. ☞ 1	15x60x5 Rett. ☞ 2	15x60x5 Rett. ☞ 2	15x60 Rett. ☞ 2	15x60 Rett. ☞ 4	15x60 Rett. ☞ 4
BLEND CONCRETE ASH	0009707	0007026	0007028	0007030	0007032	0007034
BLEND CONCRETE GREY	0009708	0007027	0007029	0007031	0007033	0007035
	90x90 Rett. ☞ 1	15x90x5 Rett. ☞ 2	15x90x5 Rett. ☞ 2	15x90 Rett. ☞ 2	15x90 Rett. ☞ 4	15x90 Rett. ☞ 4
BLEND CONCRETE MOON	0009709	0009226	0009227	0009228	0009229	0009230

CARATTERISTICHE TECNICHE TECHNICAL FEATURES

GRES PORCELLANATO TUTTA MASSA FULL BODY PORCELAIN

CLASSIFICAZIONE SECONDO NORME UNI EN 14411 (ISO 13006) ALLEGATO G-Gruppo Bla UGL
CLASSIFICATION IN ACCORDANCE WITH UNI EN 14411 (ISO 13006) ANNEX G-Group Bla UGL

OUT.20 GRES PORCELLANATO A MASSA COLORATA OUT.20 FULL BODY COLORED PORCELAIN

CLASSIFICAZIONE SECONDO NORME UNI EN 14411 (ISO 13006) ALLEGATO G-Gruppo Bla GL
CLASSIFICATION IN ACCORDANCE WITH UNI EN 14411 (ISO 13006) ANNEX G-Group Bla GL

PROPRIETÀ FISICO-CHIMICHE PHYSICAL-CHEMICAL PROPERTIES	NORMA NORM	VALORE PRESCRITTO DALLE NORME VALUE PRESCRIBED FROM THE NORMS	VALORE ABK ABK VALUE BLEND NAT.	VALORE ABK ABK VALUE BLEND P.TECH	VALORE ABK ABK VALUE BLEND GRIP/ OUT.20
LUNGHEZZA E LARGHEZZA DIMENSIONE MEDIA DI OGNI PIASTRELLA LENGTH AND WIDTH OF THE AVERAGE-SIZES TILE	UNI EN ISO 10545/2	± 0,5%	CONFORME ACCORDING	CONFORME ACCORDING	CONFORME ACCORDING
SPESSORE THICKNESS	UNI EN ISO 10545/2	± 5%	CONFORME ACCORDING	CONFORME ACCORDING	CONFORME ACCORDING
RETTILINEARITÀ SPIGOLI WARPAGES OF EDGES	UNI EN ISO 10545/2	± 0,5%	CONFORME ACCORDING	CONFORME ACCORDING	CONFORME ACCORDING
ORTOGONALITÀ WEDGING	UNI EN ISO 10545/2	± 0,6%	CONFORME ACCORDING	CONFORME ACCORDING	CONFORME ACCORDING
PLANARITÀ FLATNESS	UNI EN ISO 10545/2	± 0,5%	CONFORME ACCORDING	CONFORME ACCORDING	CONFORME ACCORDING
ASSORBIMENTO D'ACQUA WATER ABSORPTION	UNI EN ISO 10545/3	E ≤ 0,5%	CONFORME ACCORDING	CONFORME ACCORDING	CONFORME ACCORDING
RESISTENZA ALLA FLESSIONE BENDING STRENGTH	UNI EN ISO 10545/4	≥ 35 N/mm ²	CONFORME ACCORDING	CONFORME ACCORDING	CONFORME ACCORDING
FORZA DI ROTTURA BREAKING STRENGTH	UNI EN ISO 10545/4	≥ 1300 N	CONFORME ACCORDING	CONFORME ACCORDING	CONFORME ACCORDING
RESISTENZA ALL'ABRASIONE PROFONDA DELLE PIASTRELLE NON SMALTATE RESISTANCE TO DEEP ABRASION OF UNGLAZED TILES	UNI EN ISO 10545/6	< 175 mm ³	CONFORME ACCORDING	CONFORME ACCORDING	CONFORME ACCORDING
RESISTENZA ALL'ABRASIONE SUPERFICIALE PER PIASTRELLE SMALTATE ABRASION RESISTANCE FOR GLAZED TILES	UNI EN ISO 10545/7	DICHIARATO DALL'AZIENDA PRODUTTRICE DECLARED BY THE MANUFACTURING COMPANY	-	-	IN FUNZIONE DELLA DESTINAZIONE D'USO ACCORDING TO THE DESTINATION OF FINAL USE
RESISTENZA AGLI SBALZI TERMICI THERMAL SHOCK RESISTANCE	UNI EN ISO 10545/9	RICHIESTA REQUIRED	RESISTE RESISTS	RESISTE RESISTS	RESISTE RESISTS
RESISTENZA AL GELO FROST RESISTANCE	UNI EN ISO 10545/12	RICHIESTA REQUIRED	INGELIVO FROST PROOF	INGELIVO FROST PROOF	INGELIVO FROST PROOF
RESISTENZA ALL'ATTACCO CHIMICO CHEMICAL RESISTANCE	UNI EN ISO 10545/13	MIN UB	CONFORME ACCORDING	CONFORME ACCORDING	-
		MIN GB	-	-	CONFORME ACCORDING
RESISTENZA ALLE MACCHIE RESISTANCE TO STAINING	UNI EN ISO 10545/14	UGL VALORE DA DICHIARARE VALUE TO DECLARE	-	-	-
		GL ≥ MINIMO CLASSE 3	-	-	CONFORME ACCORDING
RESISTENZA ALLO SCIVOLAMENTO SLIP RESISTANCE	B.C.R.A. C.A.	μ 0,19 SCIVOLOSITÀ PERICOLOSA - DANGEROUSLY SLIPPERY 0,20 < μ < 0,39 SCIVOLOSITÀ ECCESSIVA - EXCESSIVELY SLIPPERY	> 0,40	> 0,40	> 0,40
	B.C.R.A. G.B.	0,40 < μ < 0,74 ATTRITO SODDISFACENTE - SATISFACTORY GRIP μ 0,75 ATTRITO ECCELLENTE - EXCELLENT GRIP	> 0,40	> 0,40	> 0,40
	ASTM C 1028 (S.C.O.F.)	SLIP RESISTANT (> 0,60)	> 0,60 DRY	> 0,60 DRY	> 0,60 DRY
			> 0,60 WET	> 0,60 WET	> 0,60 WET
	DIN 51130	IN FUNZIONE DELL'AMBIENTE O DELLA ZONA DI LAVORO BASING ON THE ENVIRONMENT OR THE WORKING AREA	R10	R10	R11
	DIN 51097	-	A+B	A+B	A+B+C
	ANSI A 137-1:2012 (D.C.O.F.)	≥ 0,42	> 0,42	> 0,42	> 0,42
	AS/NZS 4586:2013	SRV : 35 - 44	-	P3 WET	P4 WET
BS 7976 - 2:2002	>36	-	+36 WET	+36 WET	

VARIAZIONE CROMATICA
SHADE VARIATION

V2



aspetto uniforme
uniform appearance
V1



lieve variazione
slight variation
V2



moderata variazione
moderate variation
V3



forte variazione
substantial variation
V4

P.tech

ABK PRESENTA **P.TECH**, LA SUPERFICIE CERAMICA CHE CONIUGA PERFETTAMENTE MORBIDEZZA E RESISTENZA ALLO SCIVOLAMENTO.

La ricerca e gli investimenti continui per migliorare l'estetica e le qualità tecniche del prodotto, hanno portato ABK a sviluppare la nuovissima tecnologia **P.TECH**, che migliora le performance anti-scivolo dei pavimenti, mantenendo inalterati i valori di resistenza meccanica del gres porcellanato, con una finitura estremamente piacevole al tatto e facile da pulire. **P.TECH** non è un trattamento di superficie, ma è la sintesi di un innovativo processo produttivo che coinvolge la selezione delle materie prime, la fase di pressatura e quella di cottura. Queste superfici, che rispondono positivamente ai parametri di attrito imposti dalle normative più severe AS/NZS 4586:2013 (Australian pendulum test) e BS 7976 - 2:2002 (British pendulum test), si igienizzano con acqua e comuni detersivi, pertanto costituiscono la scelta perfetta anche per i progetti di aree pubbliche o commerciali, comprese le aree outdoor, wellness & hospitality. I prodotti P.TECH per la loro versatilità permettono inoltre di utilizzare la stessa superficie in spazi differenti, ma comunicanti, come ad esempio interni ed esterni, garantendo la massima flessibilità progettuale.

ART. BLEND CON SUPERFICIE P.TECH:

La superficie P.TECH è prevista su tutti i formati fatta eccezione per: 120x280, 90x90 blend dots rett e lapp.

ABK IS PRESENTING **P.TECH**, THE CERAMIC SURFACE THAT COMBINES A SOFT TOUCH WITH SLIP RESISTANCE.

Ongoing research and investments aimed at improving the aesthetic and technical qualities of products has enabled ABK to develop the innovative **P.TECH** technology, which improves the slip resistance of floors while delivering the renowned mechanical strength of porcelain stoneware and a finish that is both extremely pleasant to the touch and easy to clean. **P.TECH** is not a surface treatment but the result of an innovative production process that combines raw material selection with the pressing and firing phases. These surfaces come up to the strictest standards in terms of coefficient of friction such as the AS/NZS 4586:2013 (Australian pendulum test) and BS 7976 - 2:2002 (British pendulum test) and can be cleaned using water and ordinary cleaning agents, making them the ideal choice for projects in public or commercial areas such as outdoor, wellness and hospitality spaces. P.TECH products are also sufficiently versatile to enable the same surface to be used in different but communicating spaces such as interiors and exteriors, thereby guaranteeing the maximum design flexibility.

ART. BLEND WITH P.TECH SURFACE:

Every size is provided with the P.TECH surface, except for the 120x280 size and 90x90 blend dots rett and lapp.



Le caratteristiche di superficie e le tonalità dei prodotti ceramici illustrati in questo catalogo sono da ritenersi puramente indicative.
Optical features and color shades of ceramic materials illustrated in this catalogue are to be regarded as mere indications.

Thanks to
Liu Jo Living Collection
pag 12/13 - 44/45 - 47 - 48/49
Grohe
pag 11 - 26/27



Marketing ABK Group
Direfarecreate.it
215

ABK Group Industrie Ceramiche s.p.a. - via S.Lorenzo N.24/a - 41034 Finale Emilia - Modena Italy
tel. 0535 761311 - fax 0535 761320/92800/761351

www.abk.it
#abkemozioni

ABK

EMOZIONI IN SUPERFICIE